







CLASS – XI

SUBJECT : GEOGRAPHY

MONTH : DECEMBER 2025

QUES NO	TYPE OF QUESTION (REASONING / MCQ / MATRIX / GRID / OTHER)	QUESTION	OPTION PROVIDED	CORRECT OPTION	EXPLANATION	% OF STUDENTS ATTEMPTED CORRECTLY
1	MCQ	What is the primary role of the Polar cell in atmospheric circulation?	<ol style="list-style-type: none">1. To transport warm air from the equator to the poles2. To circulate cold air from the poles to 60° latitude3. To create high-pressure zones at the equator4. To generate trade winds	2	At polar latitudes the cold dense air subsides near the poles and blows towards middle latitudes as the polar easterlies.	
2.	MCQ	What is the primary driving force behind atmospheric circulation?	<ol style="list-style-type: none">1. The rotation of the Earth2. The uneven heating of the Earth's surface by the Sun3. The gravitational pull of the Moon4. The Earth's magnetic field	2	air is set in motion due to the differences in atmospheric pressure. And atmospheric pressure depends upon heating of the Earth's surface.	

3.	MCQ	Which type of front is formed when neither the cold air mass nor the warm air mass is strong enough to replace the other?	<ol style="list-style-type: none"> 1. Cold front 2. Warm front 3. Occluded front 4. Stationary front 	4	In a stationary front, the boundary between the two air masses remains relatively stable, and the front does not move significantly. This can lead to prolonged periods of cloudy weather and precipitation along the front.
4.	R & A	<p> Assertion (A): The Coriolis effect causes moving air to turn to the right in the Northern Hemisphere and to the left in the Southern Hemisphere.</p> <p> Reason (R): The Coriolis effect is a result of Earth's rotation.</p>	<ol style="list-style-type: none"> 1. Both A and R are true, and R is the correct explanation of A. 2. Both A and R are true, but R is not the correct explanation of A. 3. A is true, but R is false. 4. A is false, but R is true. 	1	The rotation of the earth about its axis affects the direction of the wind. This force is called the Coriolis force.
5.	R & A	<p> Assertion (A): Sea breezes typically occur during the day, while land breezes occur during the night.</p> <p> Reason (R): The differential heating of land and water causes the air above the land to warm up and rise during the day, creating a low-pressure area that draws cooler air from the sea.</p>	<ol style="list-style-type: none"> 1. Both A and R are true, and R is the correct explanation of A. 2. Both A and R are true, but R is not the correct explanation of A. 3. A is true, but R is false. 4. A is false, but R is true. 	1	The land and sea absorb and transfer heat differently. During the day the land heats up faster and becomes warmer than the sea.
6.	R & A	<p> Assertion (A): Tropical deciduous forests shed their leaves during the rainy season.</p> <p> Reason (R): Shedding leaves helps tropical deciduous trees reduce water loss during periods of drought.</p>	<ol style="list-style-type: none"> 1. Both A and R are true, and R is the correct explanation of A. 2. Both A and R are true, but R is not the correct explanation of A. 3. A is true, but R is false. 4. A is false, but R is true. 	4	Tropical deciduous forests shed their leaves during the dry season.

7.	R & A	<p>Assertion (A): Forest conservation is crucial for maintaining biodiversity.</p> <p>Reason (R): Forests provide habitat for a wide range of species and are essential for ecosystem stability.</p>	<ol style="list-style-type: none"> Both A and R are true, and R is the correct explanation of A. Both A and R are true, but R is not the correct explanation of A. A is true, but R is false. A is false, but R is true. 	1	conservation of forest is of vital importance to the survival and prosperity of humankind.	
8.	MCQ	Which of the following is a key difference between tropical evergreen and tropical semi evergreen forests?	<ol style="list-style-type: none"> Tropical evergreen forests have a distinct dry season, while tropical semi evergreen forests do not. Tropical semi evergreen forests have a higher density of trees than tropical evergreen forests. Tropical evergreen forests maintain their leaves year-round, while tropical semi evergreen forests may shed some leaves during the dry season. Tropical semi evergreen forests are found in colder regions than tropical evergreen forests. 	3	Tropical evergreen forests maintain their leaves year-round, while tropical semi evergreen forests may shed some leaves during the dry season.	
9.	MCQ	Which of the following plant species is commonly found in littoral forests?	<ol style="list-style-type: none"> Pine Mangrove Oak Bamboo 	2	Mangroves grow along the coasts in the salt marshes, tidal creeks, mud flats and estuaries.	
10.	MCQ	The Wildlife Protection Act was enacted in India in:	<ol style="list-style-type: none"> 1967 1972 1980 1995 	2	In 1972, a comprehensive Wildlife Act was enacted, which provides the main legal framework for conservation and protection of wildlife in India	